

Short Game Handicap

The Short Game Handicap system provides a simple method of finding out where your strong points and weak points are in your short game. Shots tested in the system range from long range pitches (50 yds / 45m) all the way down to the 'confidence testing' short putts (3 ft / 0.5m).

For each test you are required to hit ten shots and record these on a scorecard (provided below). You must then total your scores and compare them to the short game and putting matrices. These matrices will give you your short game handicap and will also tell you whether your real handicap is accurate or not. So take the test and find out just how good you really are.

Instructions:

1. Read through and make a note of each test so that you know where to play each shot from.
2. Setup – determine your scoring circles around your target. The first circle has a 3 foot radius around the hole. For easy measurement use one wedge length as the radius (this equates to approximately 3 ft). The second circle has a 6 foot (2 wedge lengths) radius around the hole.

The putting test will use the same circles for some of the tests. For the rest, a 3 ft half circle at the back of the target must be used. This is known as the 'safe zone'. Consult each putting test to determine which target system to use.

3. Complete each test and total your scores. Then compare your scores to the matrices.
4. If you struggle to complete the tests and are unsure about how to work out your handicap, please contact me, and we can set up a time to go through the Short Game Handicap test together.

Short Game Handicap Scorecards

Short Game Stations

Discipline	Club Used	Points scored	Total Score
1. 50 yrd / 45m Pitch to target			
2. 30 yrd / 25m Pitch to target			
3. 30 yrd / 25m Sand Shot to target			
4. 10 yrd / 5m Sand Shot to target			
5. 20 yrd / 15m Chip to target			
6. 10 yrd / 5m Chip to target			
7. 15 yrd / 10m Pitch to target	Fairway		
8. 15 yrd / 10m Pitch to target	Rough		
9. 15 yrd / 10m Lob Shot to target			
Total Points Scored =			


Putting Stations

Discipline	Points scored	Total Score
1. Lag Putts		
2. In-Between Putts		
3. Makeable Putts		
4. Short Putts (3ft)		
5. Short Putts (6ft)		
6. Big Breaking Putts	Minimum 2ft break	
Total Points Scored =		

SHORT GAME STATIONS

TEST ONE: $\frac{3}{4}$ WEDGE SHOT

**3/4 Wedge (40 - 70yds)
(35 - 65m)**



Instructions

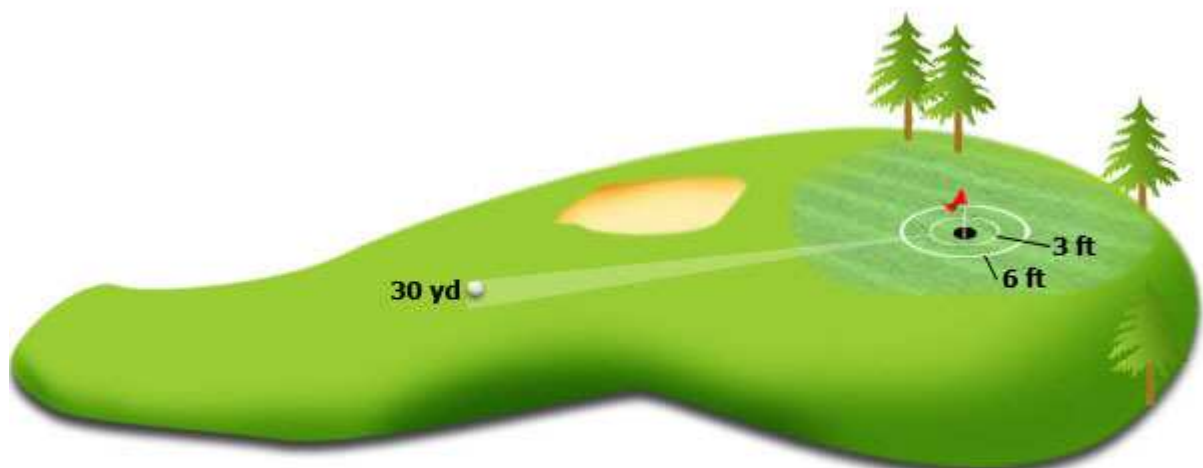
- 1) Hit 10 shots
- 2) Use scoring system to determine points

Scoring

- Shots outside of 6 feet = 0 pts
- Between 3 - 6 feet = 1 pt
- Inside of 3 feet = 2 pts
- In the hole = 4 pts

TEST 2: $\frac{1}{2}$ WEDGE SHOT

**1/2 Wedge (20 - 40yds)
(15 - 35m)**



Instructions

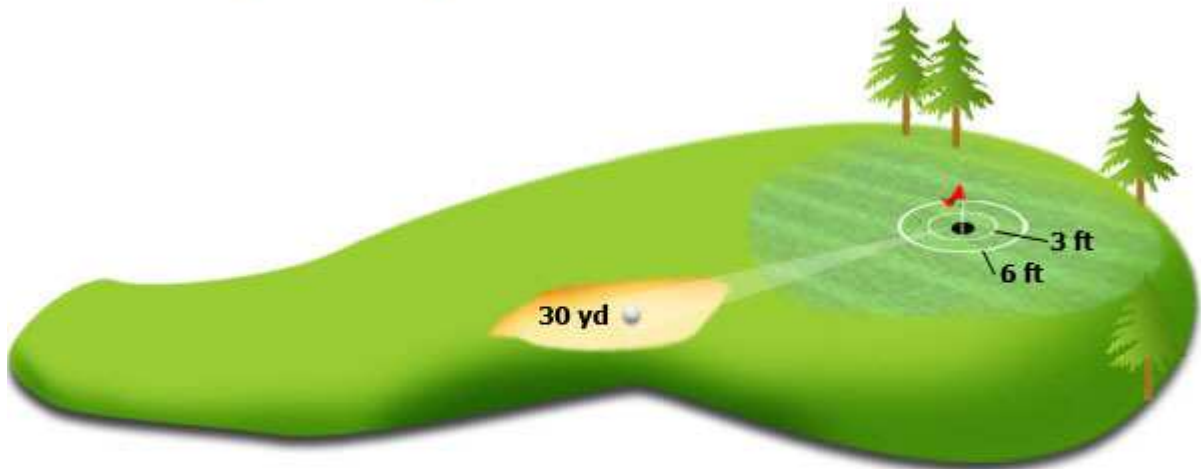
- 1) Hit 10 shots
- 2) Use scoring system to determine points

Scoring

- Shots outside of 6 feet = 0 pts
- Between 3 - 6 feet = 1 pt
- Inside of 3 feet = 2 pts
- In the hole = 4 pts

TEST 3: LONG BUNKER SHOT

**Long Sand (16 - 35yds)
(11 - 30m)**



Instructions

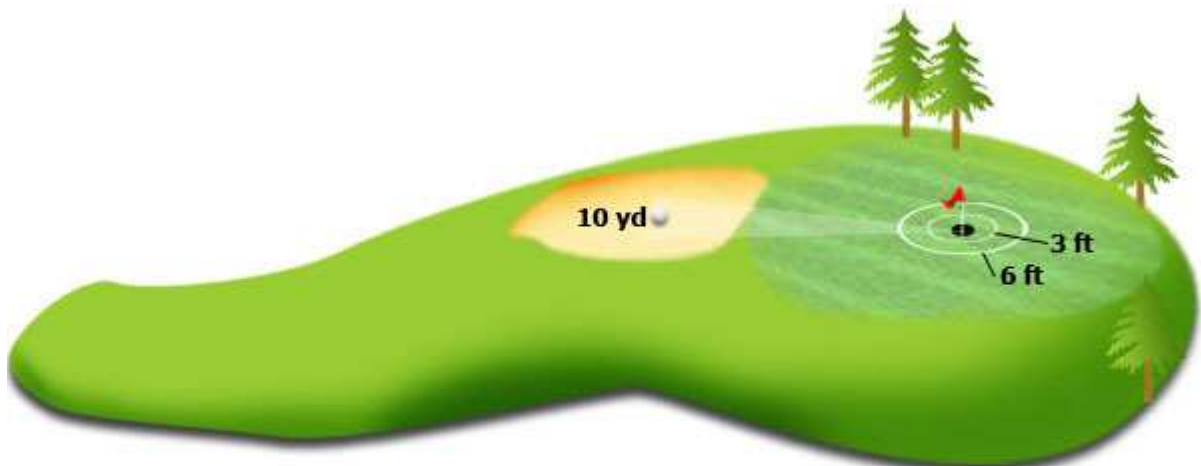
- 1) Hit 10 shots
- 2) Use scoring system to determine points

Scoring

- Shots outside of 6 feet = 0 pts
- Between 3 - 6 feet = 1 pt
- Inside of 3 feet = 2 pts
- In the hole = 4 pts

TEST 4: SHORT BUNKER SHOT

**Short Sand (7 - 15yds)
(5 - 10m)**



Instructions

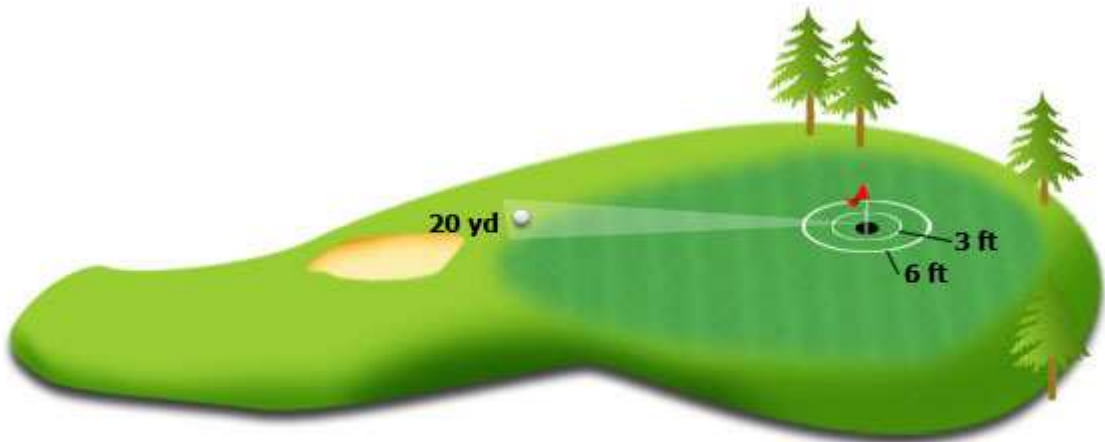
- 1) Hit 10 shots
- 2) Use scoring system to determine points

Scoring

- Shots outside of 6 feet = 0 pts
- Between 3 - 6 feet = 1 pt
- Inside of 3 feet = 2 pts
- In the hole = 4 pts

TEST 5: LONG CHIP SHOT

**Long Chip (15 - 30yds)
(10 - 25m)**



Instructions

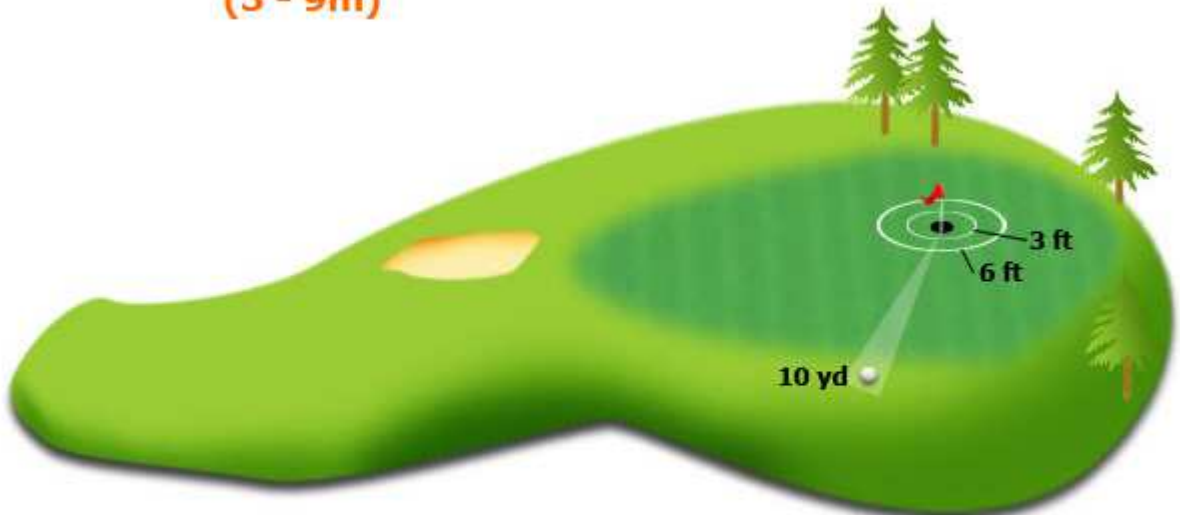
- 1) Hit 10 shots
- 2) Use scoring system to determine points

Scoring

- Shots outside of 6 feet = 0 pts
- Between 3 - 6 feet = 1 pt
- Inside of 3 feet = 2 pts
- In the hole = 4 pts

TEST 6: SHORT CHIP SHOT

**Short Chip (8 - 14yds)
(3 - 9m)**



Instructions


- 1) Hit 10 shots
- 2) Use scoring system to determine points

Scoring

- Shots outside of 6 feet = 0 pts
- Between 3 - 6 feet = 1 pt
- Inside of 3 feet = 2 pts
- In the hole = 4 pts

TEST 7: PITCH SHOT FROM THE FAIRWAY

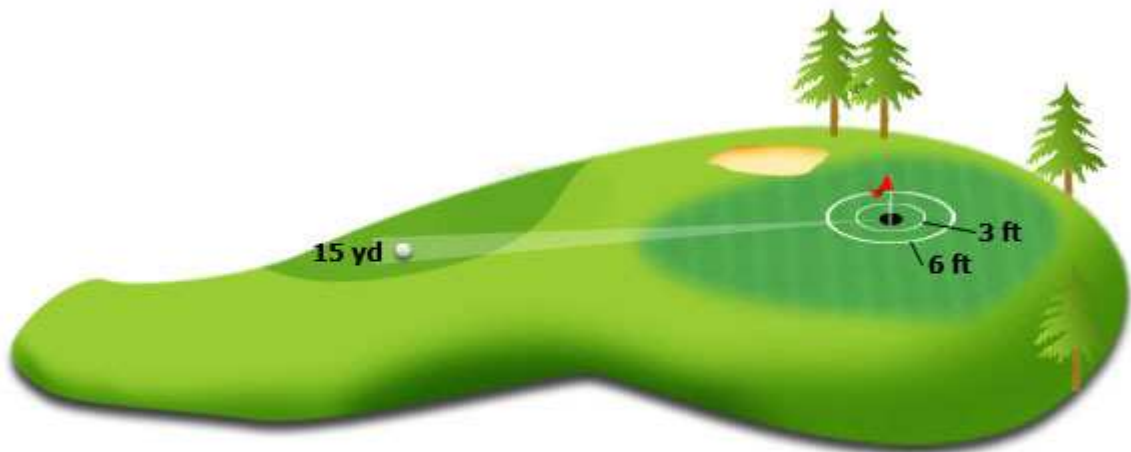
**Pitch - Fairway (10 - 20yds)
(5 - 15m)**



Instructions	Scoring
1) Hit 10 shots	-Shots outside of 6 feet = 0 pts
2) Use scoring system to determine points	-Between 3 - 6 feet = 1 pt
	-Inside of 3 feet = 2 pts
	-In the hole = 4 pts

TEST 8: PITCH SHOT FROM THE ROUGH

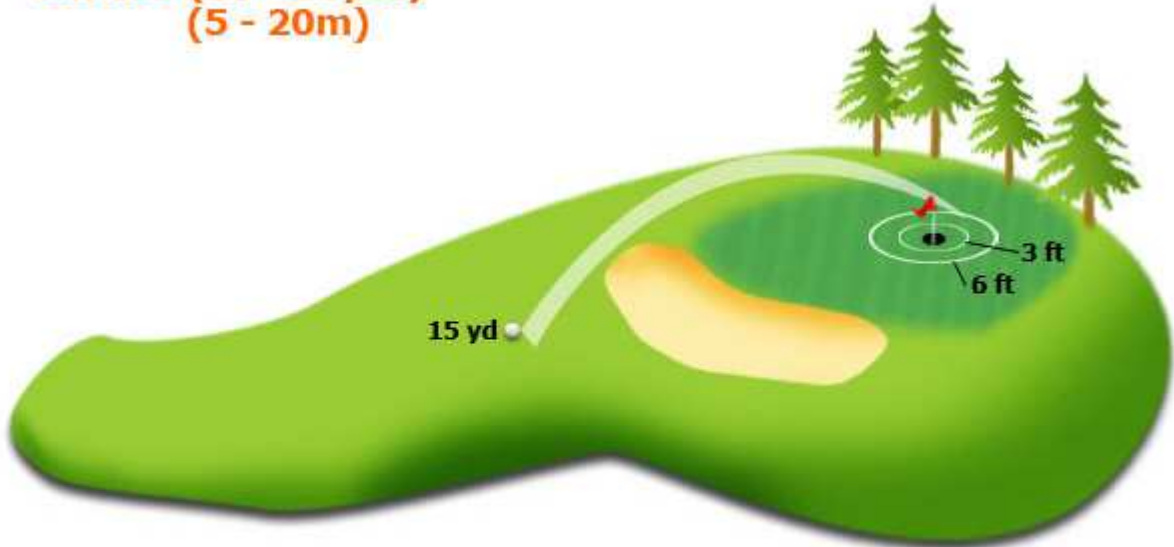
**Pitch - Rough (10 - 20yds)
(5 - 15m)**



Instructions	Scoring
1) Hit 10 shots	-Shots outside of 6 feet = 0 pts
2) Use scoring system to determine points	-Between 3 - 6 feet = 1 pt
	-Inside of 3 feet = 2 pts
	-In the hole = 4 pts

TEST 9: CUT LOB SHOT

**Cut Lob (10 - 20yds)
(5 - 20m)**



Instructions

- 1) Hit 10 shots
- 2) Use scoring system to determine points

Scoring

- Shots outside of 6 feet = 0 pts
- Between 3 - 6 feet = 1 pt
- Inside of 3 feet = 2 pts
- In the hole = 4 pts

SHORT GAME HANDICAP MATRIX

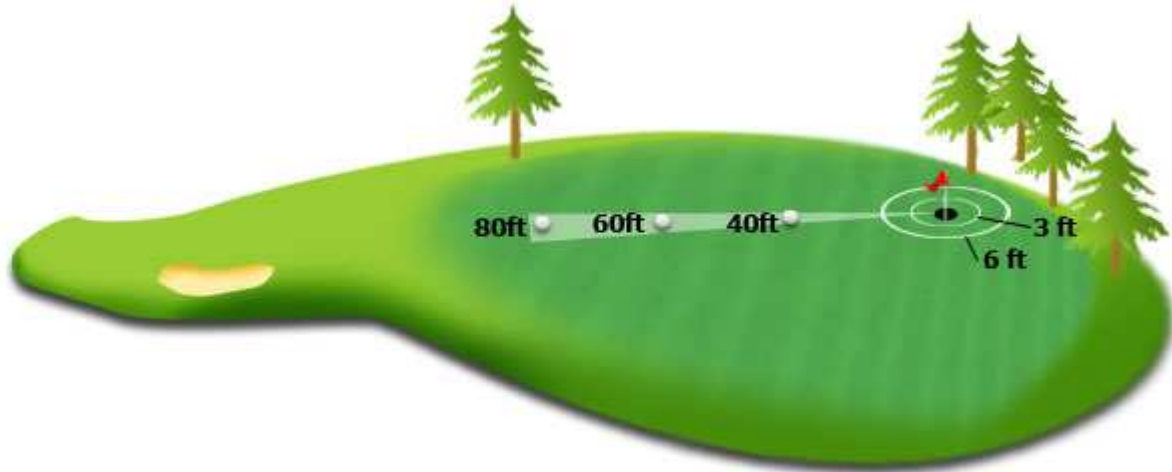
Calculate your overall short-game handicap by totalling the points from all 9 tests and find your corresponding handicap on the chart below.

Score	Handicap	Score	Handicap	Score	Handicap
155	+8	88	8	37	24
148	+7	84	9	34	25
143	+6	80	10	33	26
138	+5	78	11	29	27
134	+4	74	12	27	28
127	+3	71	13	23	29
125	+2	68	14	22	30
121	+1	66	15	19	31
117	0	61	16	16	32
113	1	59	17	14	33
110	2	56	18	12	34
106	3	52	19	9	35
101	4	49	20	8	36
99	5	46	21	3	37
94	6	43	22	2	38
90	7	41	23	0	39

PUTTING STATIONS

TEST 1: LAG PUTTS

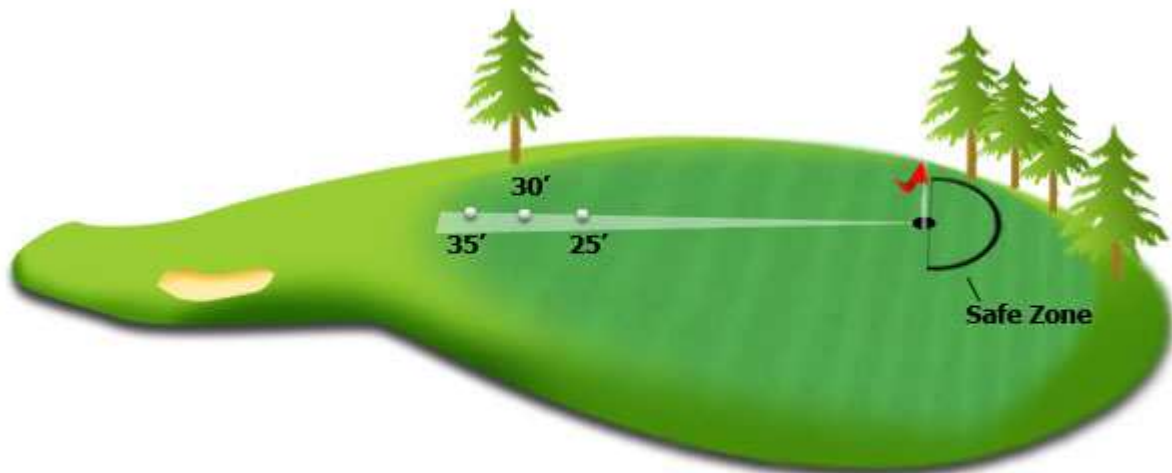
Lag Putts



Instructions	Scoring
1) Putt 10 Balls in the following position order: 1st @ 60, 2nd @ 40, 3rd @ 80 and repeat cycle until complete.	-Putts outside of 6 feet = 0 pts
2) Use scoring system to determine points	-Between 3 - 6 feet = 1 pt
	-Inside of 3 feet = 2 pts
	-In the hole = 4 pts

TEST 2: IN-BETWEEN PUTTS

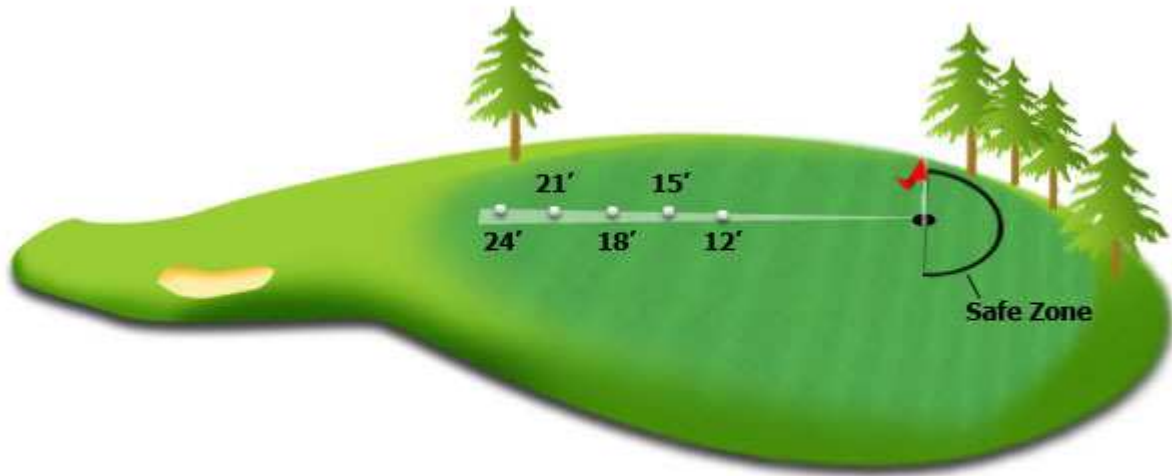
In-Between Putts (25 - 35ft)



Instructions	Scoring
1) Putt 10 Balls in the following position order: 1st @ 30 ft, 2nd @ 35 ft, 3rd @ 25 ft and repeat cycle until complete.	-Putts outside of 6 feet = 0 pts
2) Use scoring system to determine points	-Between 3 - 6 feet = 1 pt
	-Inside of 3 feet = 2 pts
	-In the hole = 4 pts

TEST 3: MAKEABLE PUTTS


Makeable Putts (12 - 24ft)



Instructions	Scoring
1) Putt 10 Balls in this order: 1st @ 12 ft, 2nd @ 15 ft, 3rd @ 18 ft, 4th @ 21 ft, 5th @ 24 ft and repeat. 2) Use scoring system to determine points	-Safe Zone = 36" 1/2 radius -Putts outside of Safe Zone=0 pt -Putts inside of Safe Zone= 1 pt -In the hole = 2 pt

TEST 4: SHORT PUTTS (3ft)

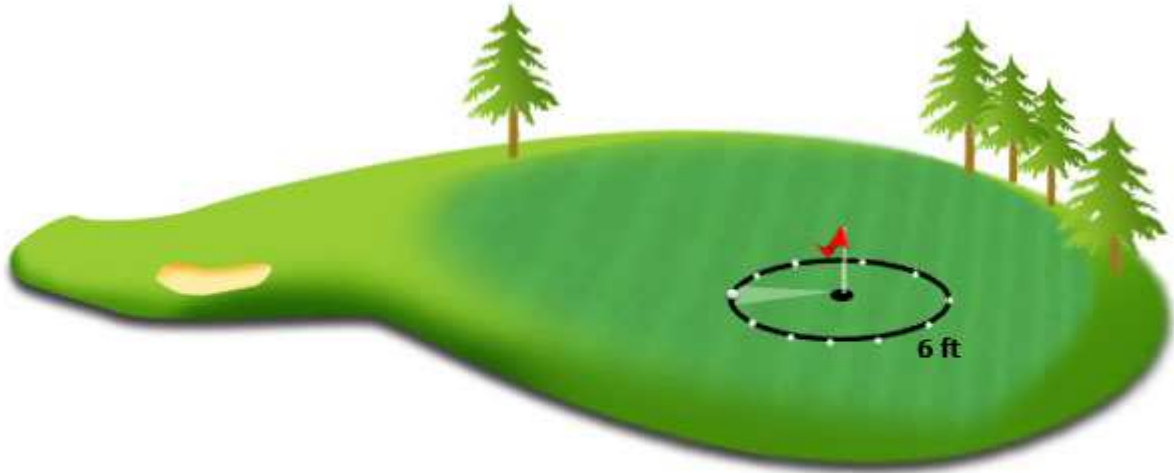
Short Putts (3 ft)



Instructions	Scoring
1) Putt one ball from 10 different positions encircling a hole (10 putts from 3 ft) 2) Use scoring system to determine points	-Missed Putts= 0 pt -Made Putts= 1 pt

TEST 5: SHORT PUTTS (6ft)

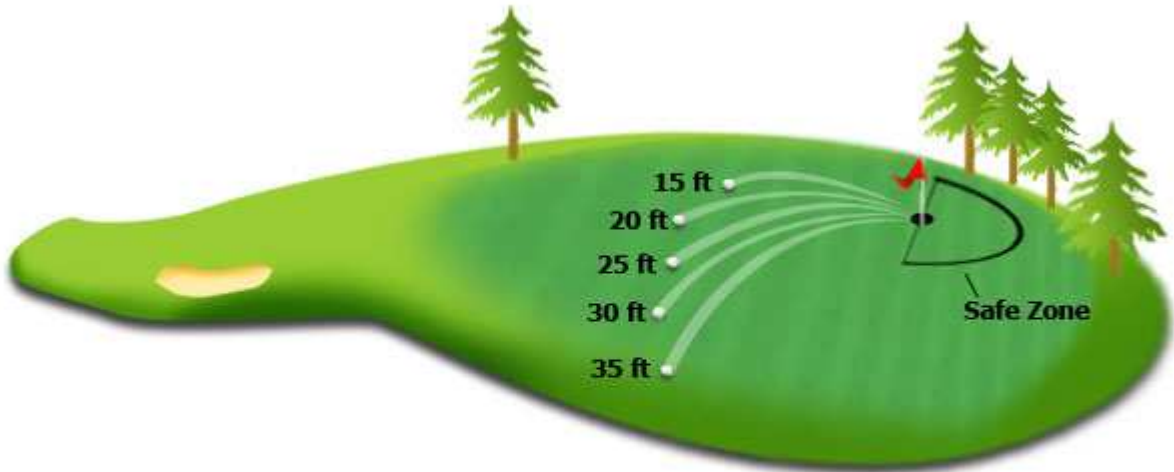
Short Putts (6 ft)



Instructions	Scoring
1) Putt one ball from 10 different positions encircling a hole (10 putts from 6 ft)	-Missed Putts= 0 pt
2) Use scoring system to determine points	-Made Putts= 1 pt

TEST 6: BIG BREAKING PUTTS

Big-Breaking Putts (minimum 2ft break)



Instructions	Scoring
1) Putt one ball from 5 distances (25', 15', 35', 20', 30') w/ a L-R break. Putt same lengths with R-L break (10 putts total)	-Safe Zone = 36" 1/2 radius
2) Use scoring system to determine points	-Putts outside of Safe Zone=0 pt
	-Putts inside of Safe Zone= 1 pt
	-In the hole = 2 pt

PUTTING MATRIX

Calculate your overall putting handicap by totalling the points from all 6 tests and find your corresponding handicap on the chart below.

Score	Handicap	Score	Handicap	Score	Handicap
117	+8	55	8	24	24
113	+7	54	9	23	25
109	+6	52	10	21	26
104	+5	49	11	20	27
99	+4	46	12	18	28
94	+3	45	13	16	29
89	+2	42	14	15	30
85	+1	40	15	14	31
80	0	38	16	12	32
76	1	36	17	11	33
74	2	35	18	9	34
68	3	32	19	8	35
66	4	31	20	6	36
64	5	30	21	5	37
61	6	28	22	2	38
58	7	26	23	1	39
				0	40